



Tel: +64 9 430 0471  
Fax: +64 9 430 0671  
northland@bdo.co.nz  
www.bdo.co.nz

BDO NORTHLAND  
49 John Street  
PO Box 448, Whangarei 0140  
New Zealand

Kerikeri Office  
Tel: +64 9 407 7250

## INDEPENDENT AUDITOR'S REPORT

### TO THE BENEFICIARIES OF HE PUNA MARAMA TRUST

We have audited the extract financial statements of Kura Hourua ki Whangarei and Kura Teina as set out on pages 1 to 3, which are derived from the audited financial statements of He Puna Marama Trust for the year ended 31 December 2017 on which we expressed an unmodified audit opinion in our report dated 30 April 2018. The extract financial statements comprise the summary Statement of Financial Position as at 31 December 2017, and summary Statement of Comprehensive Revenue and Expense for the year then ended.

### OPINION

In our opinion, the information reported in the extract financial statements is consistent in all material respects with the audited financial statements from which they have been derived.

### BASIS OF OPINION

The audit was conducted in accordance with International Standards on Auditing (New Zealand). The extract financial statements, and the audited financial statements from which they were derived, do not reflect any events that occurred subsequent to our report dated 30 April 2018 on the audited financial statements. The summary financial statements do not contain all the disclosures required for audited financial statements under generally accepted accounting practice in New Zealand. Reading the summary financial statements, therefore, is not a substitute for reading the audited financial statements of He Puna Marama Trust.

### RESPONSIBILITIES OF THE BOARD OF TRUSTEES AND THE AUDITOR

The Board of Trustees are responsible for the preparing the extract financial statements. The Board of Trustees are also responsible for the publication of the extract financial statements, whether in printed or electronic form. We are responsible for expressing an opinion on those statements, based on the procedures required by International Standards on Auditing (New Zealand) 810: Engagements to Report of Summary Financial Statements. Other than in our capacity as auditor we have no relationship with or interests in He Puna Marama Trust.

BDO Northland  
Whangarei  
New Zealand  
30 April 2018

PARTNERS: Adelle Allbon Angela Edwards Scott Kennedy Robyn Terlesk

BDO New Zealand Ltd, a New Zealand limited liability company, is a member of BDO International Limited, a UK company limited by guarantee, and forms part of the international BDO network of independent member firms. BDO New Zealand is a national association of independent member firms which operate as separate legal entities.

HE PUNA MARAMA TRUST

187 Lower Dent St

Inner City

Whangarei


STATEMENTS OF COMPREHENSIVE REVENUE AND EXPENSE

For the Year Ended 31 December 2017

Kura Hourua ki Whangarei and Kura Teina

The following information represents a summary of income and expenses that relate to the Kura Hourua ki Whangarei and the Kura Teina.

	Kura Hourua		Kura Teina	
	Dec 17	Dec 16	Dec 17	Dec 16
<u>Income</u>				
Ministry of Education	3,173,068	2,689,592	950,563	882,305
Interest	12,703	16,906	3,346	4,088
Parent Contributions	62,908	49,487	43,417	16,495
Other Income	10,205	14,341	25,846	1,957
Total Income	3,258,885	2,770,326	1,023,173	904,844
<u>Less Expenses</u>				
Curriculum Delivery	255,092	297,391	61,690	41,514
Finance & Administration	458,757	517,778	111,849	127,105
Human Resources	1,852,950	1,514,081	499,691	424,483
Property Costs	512,613	364,180	273,455	228,922
General Expenses	128,702	110,488	28,854	34,465
Total Expenses	3,208,114	2,803,917	975,539	856,489
Excess Income over Expenditure	50,771	(33,591)	47,634	48,355
Depreciation & Amortisation	37,869	53,562	12,728	16,813
<u>Excess Income over Expenditure</u>	12,902	(87,153)	34,906	31,542

BDO Northland  
Assurance 

This information has been extracted from the Audited Financial Statements of He Puna Marama Trust

# HE PUNA MARAMA TRUST

187 Lower Dent St

Inner City

Whangarei

## STATEMENTS OF COMPREHENSIVE REVENUE AND EXPENSE

For the Year Ended 31 December 2017

### Kura Hourua ki Whangarei & Kura Teina

	Kura Hourua		Kura Teina	
<u>Curriculum Delivery</u>				
Events	71,892	107,123	30,245	3,882
Excursions	581	4,937	-	347
External Training Provider	4,417	9,672	-	-
Photocopying	24,165	19,988	7,608	8,042
Promotions	20,456	30,318	2,443	7,953
Recruitment	1,745	2,032	-	1,538
Resources	32,463	33,704	1,202	2,087
Equipment	59,113	50,979	16,578	13,785
Vehicles	40,261	38,637	3,614	3,879
	<u>255,092</u>	<u>297,391</u>	<u>61,690</u>	<u>41,514</u>
<u>Finance &amp; Administration</u>				
Administration	5,698	17,652	1,953	1,746
Audit Fee	4,583	3,910	1,392	1,268
Consultants/Contractors	90,360	64,616	-	-
Corporate Cost	358,116	431,600	108,504	124,090
	<u>458,757</u>	<u>517,778</u>	<u>111,849</u>	<u>127,105</u>
<u>Human Resources</u>				
ACC Levies	7,382	1,372	2,081	1,976
Kiwisaver Employer	44,941	35,528	13,621	10,967
Staff Expenses	1,080	11,075	706	103
Staff Training	11,030	16,186	550	1,348
Wages / Salaries	1,788,517	1,449,919	482,733	410,089
	<u>1,852,950</u>	<u>1,514,081</u>	<u>499,691</u>	<u>424,483</u>
<u>Property</u>				
Power	23,929	19,670	4,759	4,233
Property Costs	8,416	6,986	5,277	4,840
Property Lease	441,413	304,396	259,299	216,324
Property Rates	12,135	12,762	1,055	1,249
Repairs & Maintenance	15,906	11,549	1,212	668
Rubbish & Recycling	6,281	4,210	1,622	1,297
Telephone	4,533	4,609	232	311
	<u>512,613</u>	<u>364,180</u>	<u>273,455</u>	<u>228,922</u>
<u>General</u>				
Accommodation & Meals	-	811	447	-
Catering	1,055	1,373	-	-
Cleaning & Hygiene	74,746	48,562	15,386	15,852
Insurance Expense	6,920	9,730	2,781	4,869
IT Maintenance	24,164	26,751	7,211	8,572
Kai / Teas	9,777	8,882	1,254	930
Koha	1,074	1,186	500	700
Printing & Stationery	5,454	8,706	947	3,060
Security	5,511	1,793	328	482
Travel	-	2,696	-	-
	<u>128,702</u>	<u>110,488</u>	<u>28,854</u>	<u>34,465</u>

This information has been extracted from the Audited Financial Statements of He Puna Marama Trust

# HE PUNA MARAMA TRUST

187 Lower Dent St

Inner City

Whangarei



## STATEMENTS OF FINANCIAL POSITION

For The Year Ended 31 December 2017

Kura Hourua ki Whangarei and Kura Teina

	Kura Hourua		Kura Teina	
	Dec 17	Dec 16	Dec 17	Dec 16
<u>Current Assets</u>				
Cash and Cash Equivalents	469,211	1,512,290	303,152	528,349
Receivables	69,550	31,725	11,382	10,488
Related Party Receivables	2,346,606	2,290,610	381,076	381,076
<b>Total Current Assets</b>	<b>2,885,367</b>	<b>3,834,624</b>	<b>695,610</b>	<b>919,913</b>
<u>Less Current Liabilities</u>				
Trade and Other Payables	311,864	498,207	117,807	148,517
Deferred Revenue	-	790,428	-	233,422
Related Party Payables	-	-	-	-
<b>Total Current Liabilities</b>	<b>311,864</b>	<b>1,288,635</b>	<b>117,807</b>	<b>381,939</b>
<b>Net Working Capital</b>	<b>2,573,504</b>	<b>2,545,990</b>	<b>577,804</b>	<b>537,974</b>
<u>Long Term Assets</u>				
Property, Plant and Equipment	99,312	113,924	58,600	63,523
<b>Total Long Term Assets</b>	<b>99,312</b>	<b>113,924</b>	<b>58,600</b>	<b>63,523</b>
<u>Less Long-Term Liabilities</u>	-	-	-	-
<b>Net Assets</b>	<b>2,672,816</b>	<b>2,659,914</b>	<b>636,403</b>	<b>601,497</b>
<b>Total Trustee's Equity</b>	<b>2,672,816</b>	<b>2,659,914</b>	<b>636,403</b>	<b>601,497</b>

Signed on Behalf:

	Trustee	30 April	/2018
	Trustee	30 April	/2018

This information has been extracted from the Audited Financial Statements of He Puna Marama Trust